

UNLOCK THE POWER OF YOUR INSURANCE DATA

One-click Access to Insurance Intelligence

Welcome to the risk management revolution.

LineSlip's award-winning insurance technology evolves your risk management system from Excel sheets to a modern purpose-designed insurance data platform.

By automatically extracting and organizing your insurance program data, LineSlip delivers report-ready analytics and dashboards – giving Risk Managers one-click access to all their program information. **No third parties or Excel sheet required.**

“LineSlip enables us to prepare, organize, and analyze data at double the speed of the traditional workflow.”

– Haverty's Furniture



abbvie



Paramount

Weyerhaeuser



★macy's



Experience the power of our Risk Management solution.

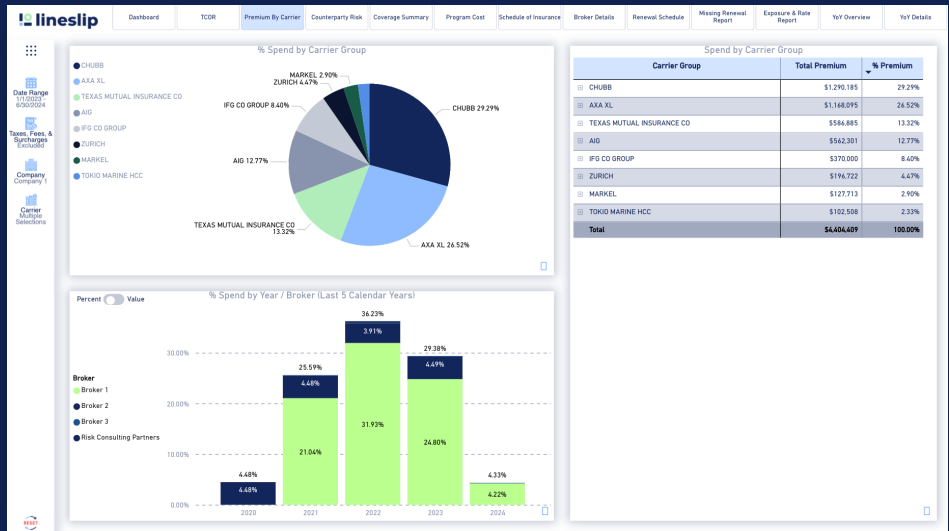
Schedule a demo today at www.lineslipsolutions.com/demo

Drive results with LineSlip

-  Simplify your renewal process
-  Access data & details faster
-  Own & control your risk data
-  Make informed decisions...*easily*

SIMPLIFY YOUR RENEWAL PROCESS

Easily access detailed spend analytics to achieve better financial outcomes from carriers and/or brokers.



Schedule of Insurance

Company	Main Line	Line	Layer Order	Carrier	Document ID	Layer	Policy Number	Effective Date	Expiration Date	Carrier Comp
Company 1	Builder's Risk	Builder's Risk	Primary Policy	AXA XL	250616	\$159.63M po \$245.59M Primary	AS2-264-487746-522	02/04/2023	02/04/2024	XL INSURANCE AMERIC
	Business Auto	Business Auto	Primary Policy	TRAVELERS	251445	\$1M Primary	2495377478344-23	12/31/2023	12/31/2024	THE TRAVELERS INDEMN COMPANY
	Cargo	Ocean Cargo	Primary Policy	CHUBB	251364	\$1.2M Primary	82105959744409-23	01/01/2023	01/01/2024	FEDERAL INSURANCE C
	Commercial Crime	Commercial Crime	Primary Policy	BEAZLEY	251451	\$1M Primary	25849378542001-23	12/31/2023	12/31/2024	BEAZLEY INSURANCE C INC.
	Cyber Liability	Cyber Liability	Primary Policy	CNA	251447	\$1M Primary	89884438794742-23	12/31/2023	12/31/2024	CONTINENTAL CASUALTY COMPANY
	Directors & Officers Liability	Directors & Officers Liability	Primary Policy	1700 INSURANCE COMPANY LTD	274768	\$3M po \$30M Primary	AZ7895255-00	08/19/2023	08/19/2024	1700 INSURANCE COMP BERMUDA
				AIG	274770	\$0.02M po \$0.3M Primary	AZ7895255-00	08/19/2023	08/19/2024	AIG INSURANCE COMPA
				ALLEGHANY GROUP	274771	\$3.9M po \$30M Primary	AZ7895255-00	08/19/2023	08/19/2024	PLATTE RIVER INSURAN COMPANY
				BARION MUTUAL INSURANCE CO	274772		AZ7895255-00	08/19/2023	08/19/2024	BARRON MUTUAL INSUR
				CAL SOMERSET REINSURANCE LTD	274773	\$3M po \$30M Primary	AZ7895255-00	08/19/2023	08/19/2024	CAL SOMERSET REINSU LTD - BERMUDA
				ZURICH	274769		AZ7895255-00	08/19/2023	08/19/2024	AMERICAN GUARANTEE LIABILITY INSURANCE C
	Directors & Officers Liability (Excess)	1st Layer	ZURICH	251164	\$9M xs \$3M	41943854304491-23	12/31/2023	12/31/2024	ZURICH AMERICAN INS COMPANY	
	Equipment Breakdown	Equipment Breakdown	Primary Policy	TRAVELERS	251457	\$125.45M Primary	7397410445544-23	12/31/2023	12/31/2024	TRAVELERS PROPERTY COMPANY OF AMERICA
	Errors & Omissions Liability	Errors & Omissions Liability	Primary Policy	MS AMLIN	207692	\$1M Primary	80517830742920-23	09/12/2023	09/12/2024	MS AMLIN UNDERWRIT LIMITED (SYNDICATE #2 UNITED KINGDOM)
	Flood	Flood (Excess)	1st Layer	LLOYD'S OF LONDON	207694	\$9M xs \$9M	24541910899274-23	12/31/2023	12/31/2024	UNKNOWN LLOYD'S SYP
General Liability	General Liability	Primary Policy	CHUBB	251448	\$1M Primary	68820137063790-23	12/31/2023	12/31/2024	WESTCHESTER ZURICH INSURANCE COMPANY	
			AIG	251455	\$4M po \$8M xs \$2M	836471912018504-23	12/31/2023	12/31/2024	LEXINGTON INSURANCE	
			IFG CO GROUP	251309	\$1M Primary	43284764000739	12/31/2023			

ACCESS DATA & DETAILS FASTER

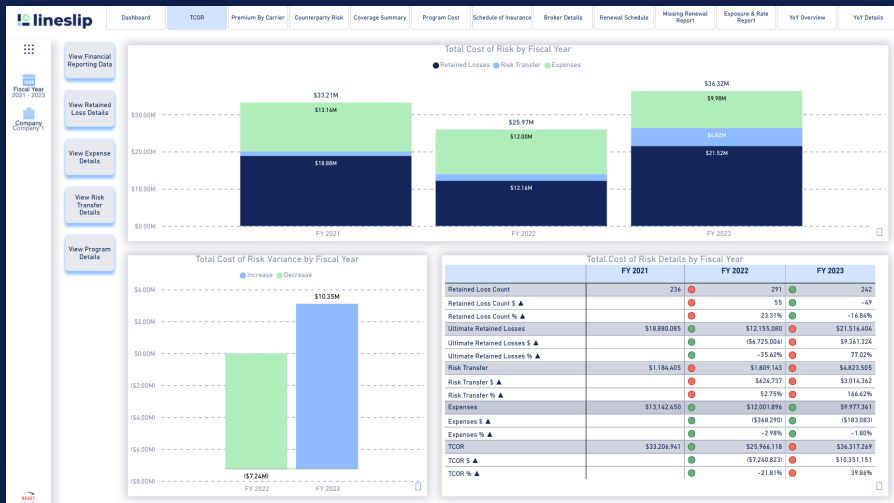
Digitized schedule of insurance extracted directly from the policy and linked to the source documents for quick access to view, search, and download.

OWN & CONTROL YOUR RISK DATA

Simple, easy-to-understand view of what's driving cost of risk.

Connect TCOR and KPIs to understand the cost of risk and opportunities to drive more value.

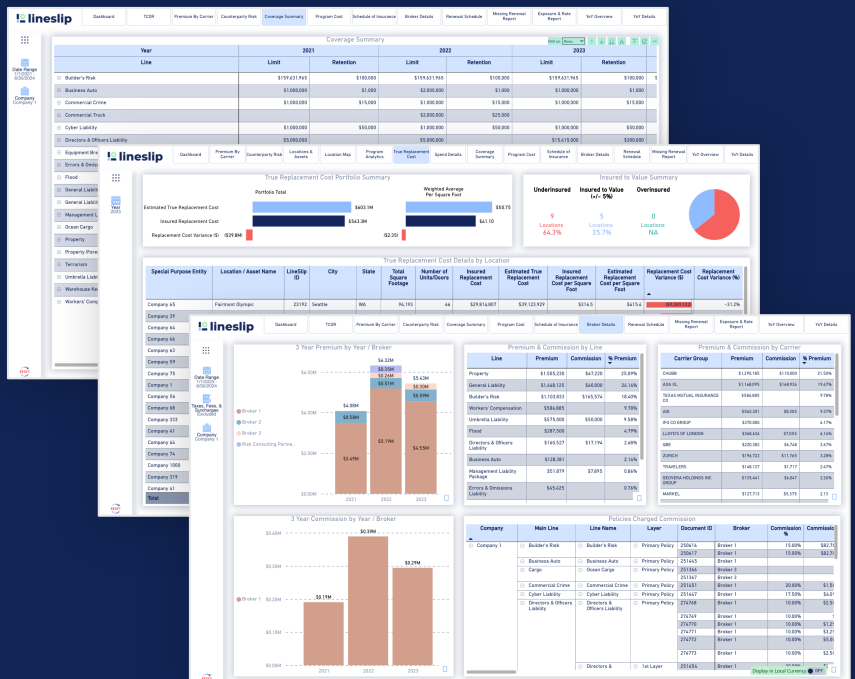
Visualize trends of historical claims and retained losses.



MAKE INFORMED DECISIONS...easily

Set up customized views to track and evaluate your policies:

- **Coverage Summary** (for premium spend, limits and retention)
- **True Replacement Cost** (for precise understanding of potential costs)
- **Broker Details** (for full transparency into what is being paid vs what should be paid)



Turnkey implementation, easy as 1-2-3

We'll help with the heavy lifting – with full implementation completed, often, in **under four weeks**. Meaning that your time-to-value is exceedingly quick!

1 UPLOAD

Upload your program documents onto our secure platform and we do the rest – no manual data keying required.

2 VISUALIZE

Use the LineSlip dashboard to call up insurance summaries, tower visualizations, premium/rate comparisons and more.

3 ACCESS

Digitally-linked and cloud-stored source documents means you can drill down to the original files in seconds.



It's time to upgrade from spreadsheets to software.

Visit www.lineslipsolutions.com/demo to experience the power of **one-click access to your Insurance Intelligence**.